







Micro Track Series











Different control options to meet any need.

- **PWM**
Circuit dimming
Can be compatible with Phase dim,
Dali dim.
- **DALI 2**
Individual control of each fixture.
- **CASAMBI**
Control each fixture directly and individually
via a tablet or smartphone app.

The Casambi app allows you to control the system, fixtures, lighting scenes, and programs either individually or in groups.

Through traditional electrical devices and Bluetooth connectivity, you can fully control the ambiance.

Compatible with iOS and Android.

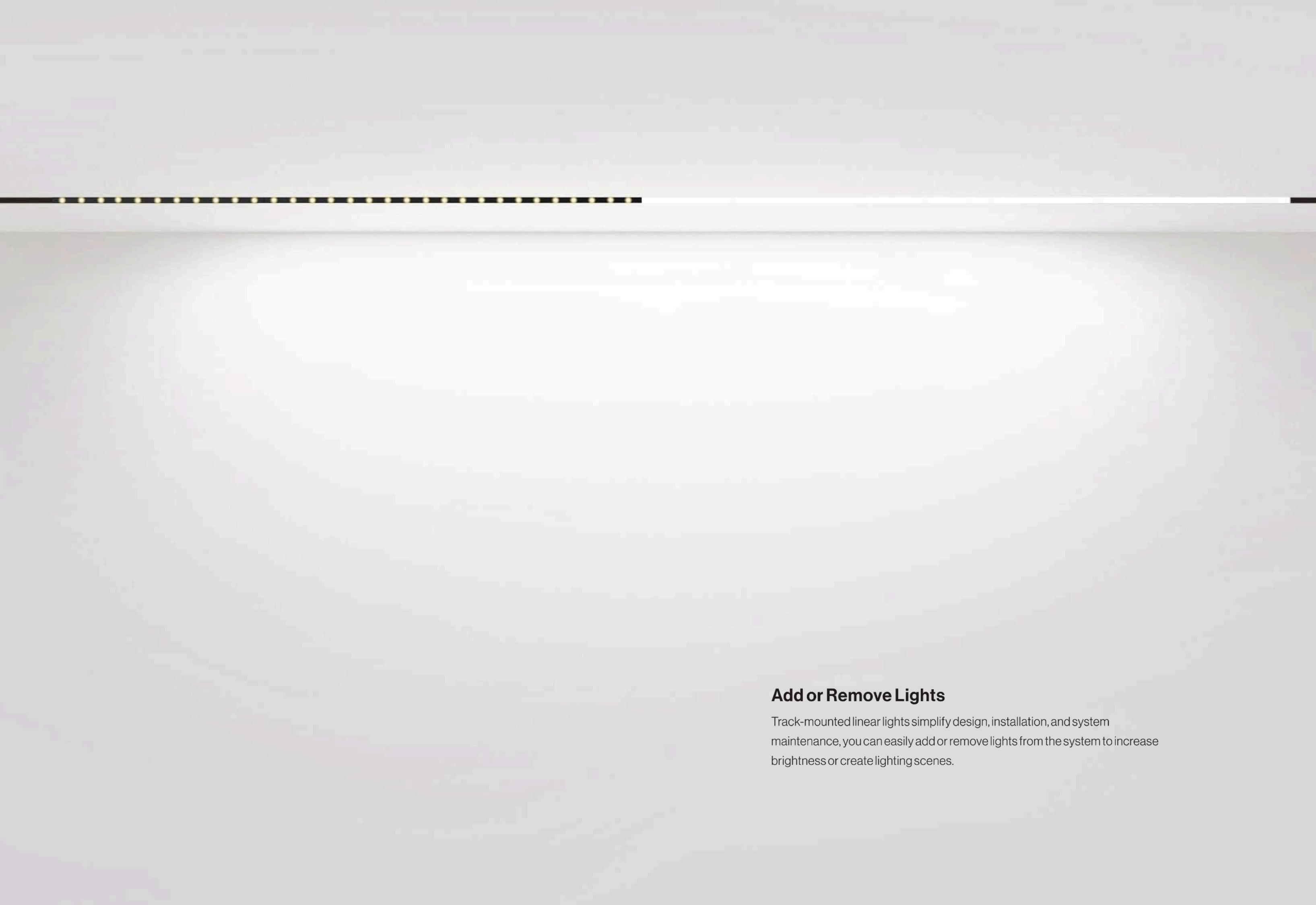
CASAMBI



inset single control via
Casambi app






To create a specific ambiance and attract customers, commercial spaces like malls, stores, hotels, and restaurants have high demands for lighting effects and design. Embedded mini-lights can be customized and arranged according to different commercial scenes. For instance, embedded mini-spotlights can be installed in display cases and shop windows in malls to highlight product features and textures, while embedded light strips can be installed in hotel lobbies and corridors to enhance the overall sense of luxury and comfort, making them widely used in commercial space decoration.




Add or Remove Lights

Track-mounted linear lights simplify design, installation, and system maintenance, you can easily add or remove lights from the system to increase brightness or create lighting scenes.









Smooth Curve Design

The design is simple, with precise light distribution. When used with track mounting, it provides more accurate lighting, adapting better to the environment.






ICED DRINKS

- Iced Espresso
- Iced Latte
- Iced Mocha
- Iced Cappuccino
- Iced Americano
- Iced Hot Chocolate
- Iced Doppio



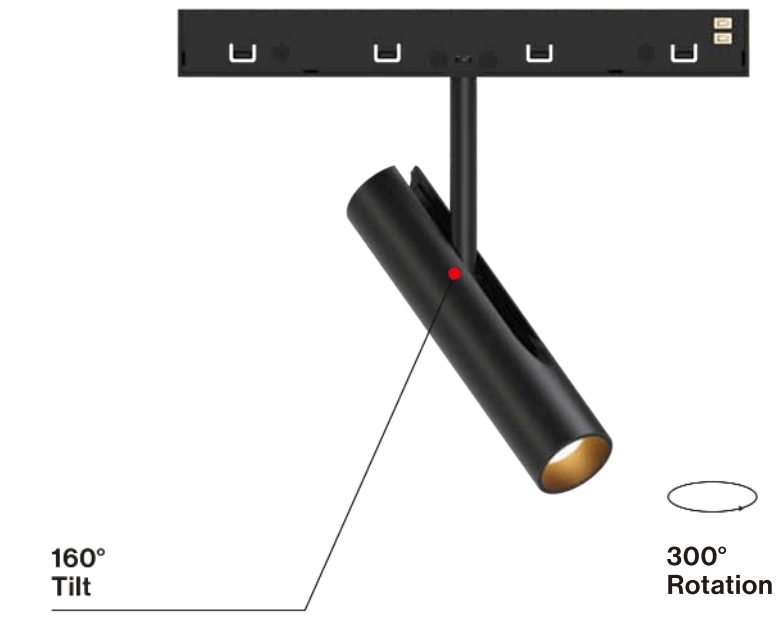
PLATINO

Reception




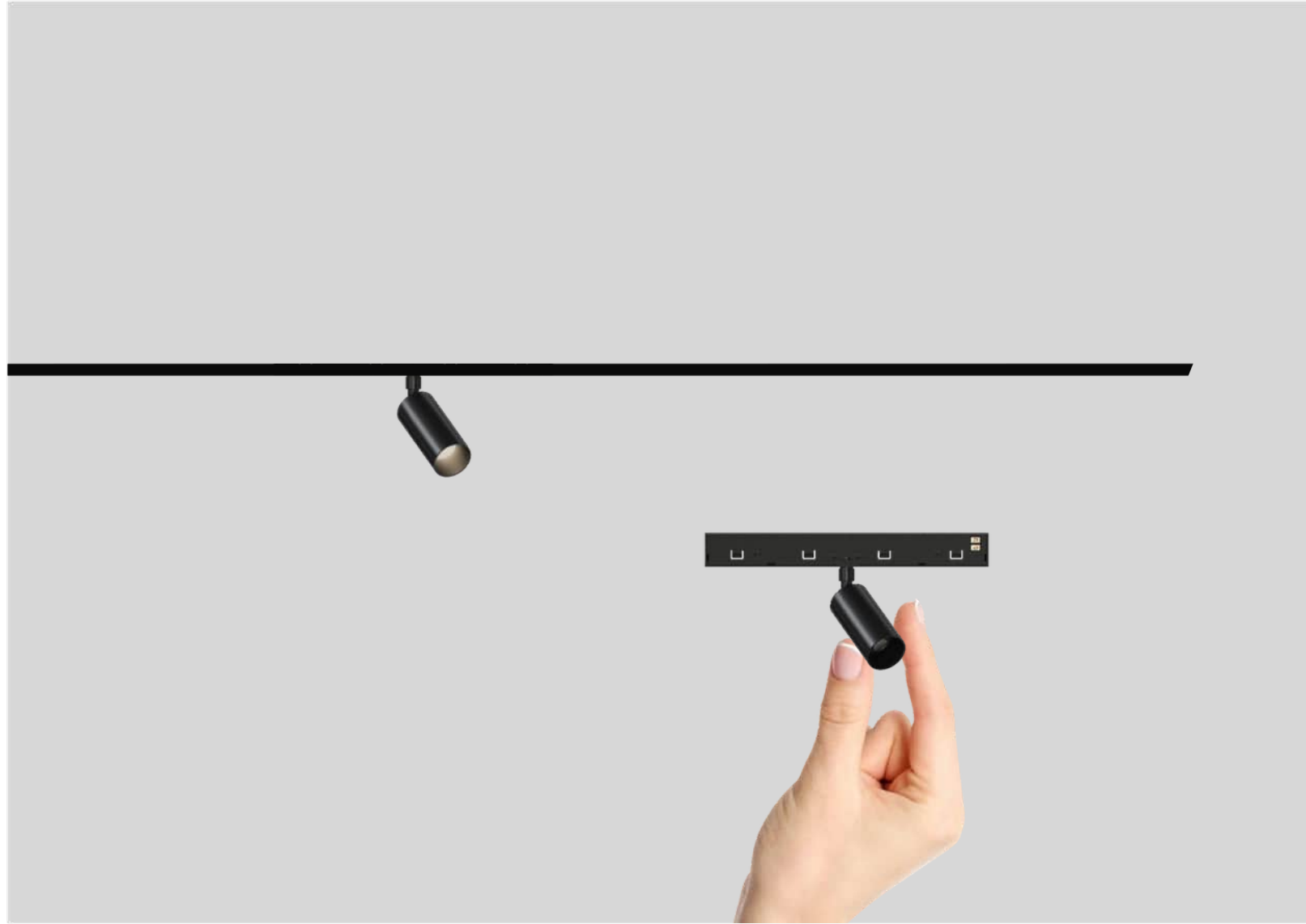
Delicate and Elegant Texture

The customizable accessories further enhance the appeal and uniqueness of this spotlight. Highly innovative technology accurately reproduces the subtle and elegant textures of the accessories, making them a unique identifying element. Ideal for museums, hotels, residential, and retail environments.



















Minimalist, Practical, and Versatile

The IT35 provides an ideal solution for accent lighting in residential and commercial spaces.






Pure Elegance

The refined form of the 48V track combined with the elegant simplicity of the system fixtures creates a beautiful whole: simple, logical, and high-quality.

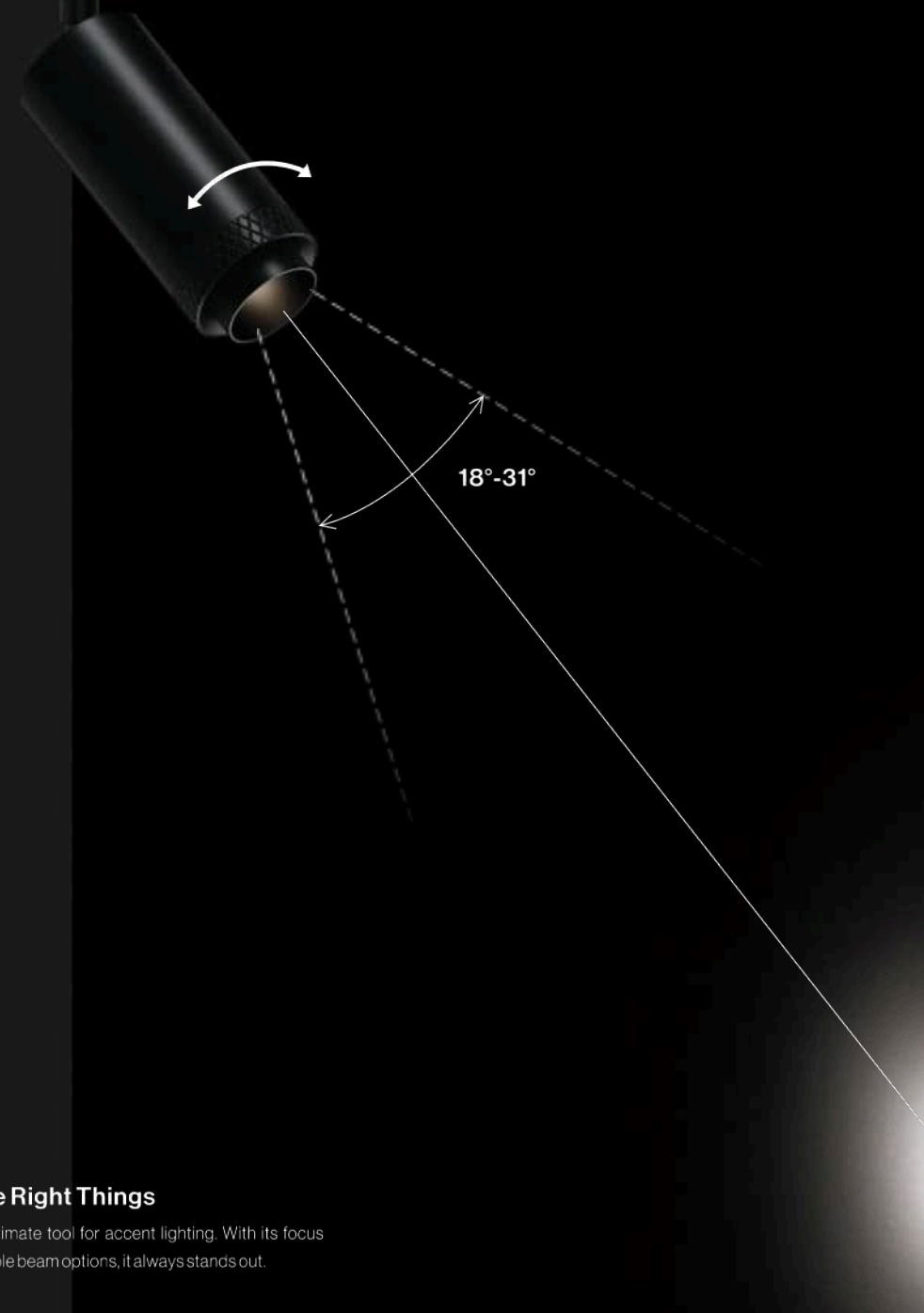
Every component of this low-voltage system has been meticulously crafted, with particular attention paid to the details of each track and fixture structure, ensuring miniaturization.



More Precise Lighting

Thanks to the IT30's lens and focal length adjuster, the beam angle can be easily adjusted with a slight manual movement.


The IT30 is your ultimate tool for accent lighting. Its various beam options are sure to make an impression.





Focus on the Right Things

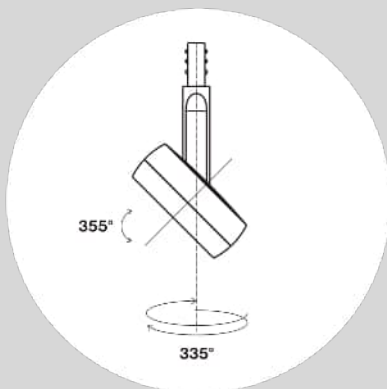
The IT30 is the ultimate tool for accent lighting. With its focus function and multiple beam options, it always stands out.













335° Rotation | 355° Tilt


The TO50 series is the perfect solution for efficient and precise accent lighting. Its adjustability on the vertical (355°) and horizontal (335°) axes ensures maximum flexibility. It can be integrated into architectural structures, and its multiple beam options and different lengths meet all types of lighting needs.
















○
335°
Rotation



∩
90°
Tilt







Flexible and Versatile





This multifunctional spotlight has become an excellent choice for spaces with high lighting requirements, such as museums, art galleries, and cultural centers. Thanks to its special features, the light focus can be adjusted as needed. Additionally, this fixture can create three different shapes for better-focused lighting. The built-in driver adapter reduces the cylinder size, making the fixture as compact as possible.

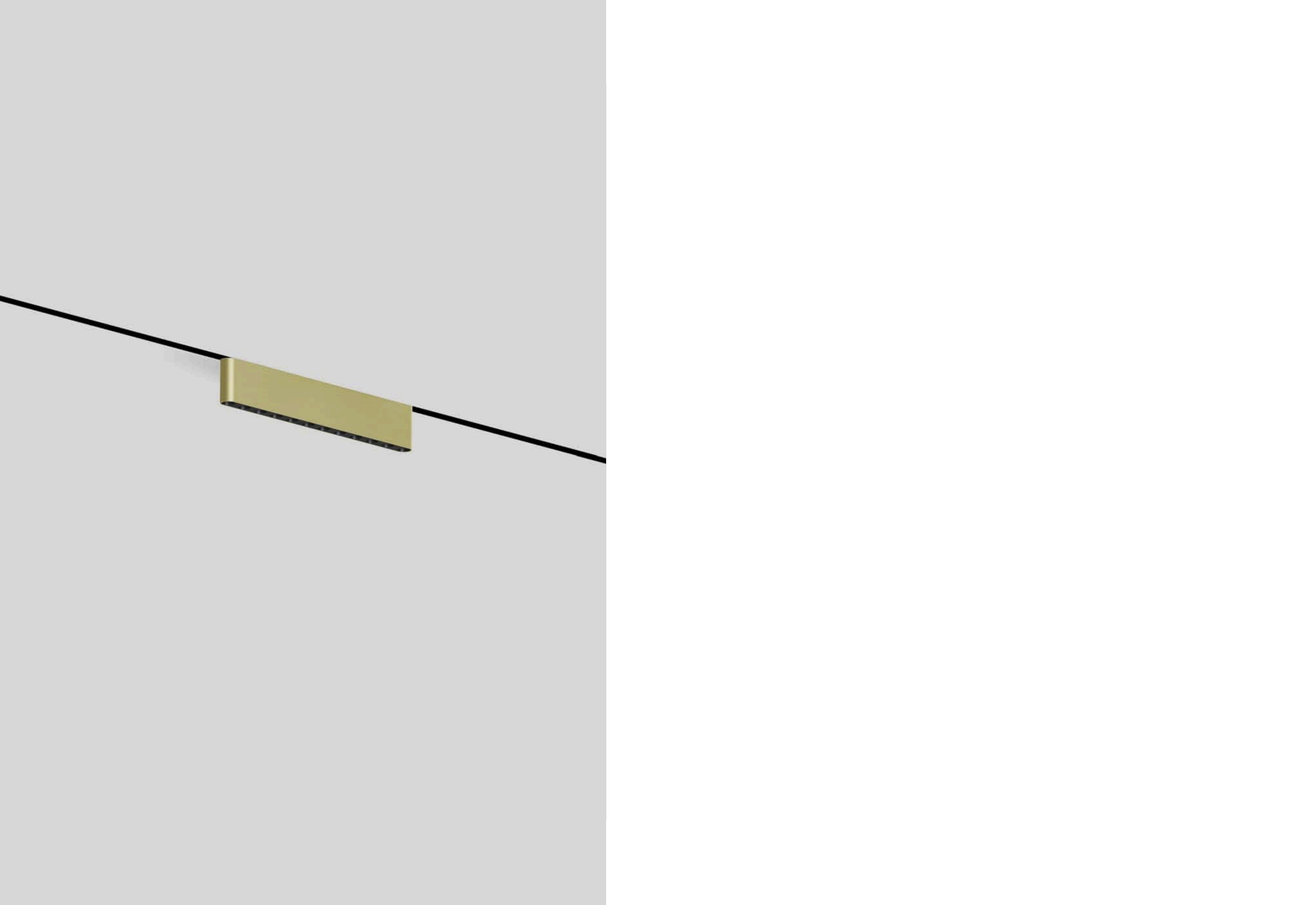


Rotate, pull, and twist
to shape your light.


































Order area pick-up area

Espresso	15
Americano	18
Mocha	22
Flat White	18
Coffee Latte	18
Cold Espresso	15
Coffee Mocha	22
Cappuccino	18
Coffee Smoothie	25
Hot Chocolate	18

BOOKS
LORNOT
A HISTORY OF THE FRENCH

TESING





